

DATA

Bad Data Costs the U.S. \$3 Trillion Per Year

by Thomas C. Redman

SEPTEMBER 22, 2016



Consider this figure: \$136 billion per year. That's the research firm IDC's estimate of the size of the big data market, worldwide, in 2016. This figure should surprise no one with an interest in big data.

But here's another number: \$3.1 trillion, IBM's estimate of the yearly cost of poor quality data, in the US alone, in 2016. While most people who deal in data every day know that bad data is costly, this figure stuns.

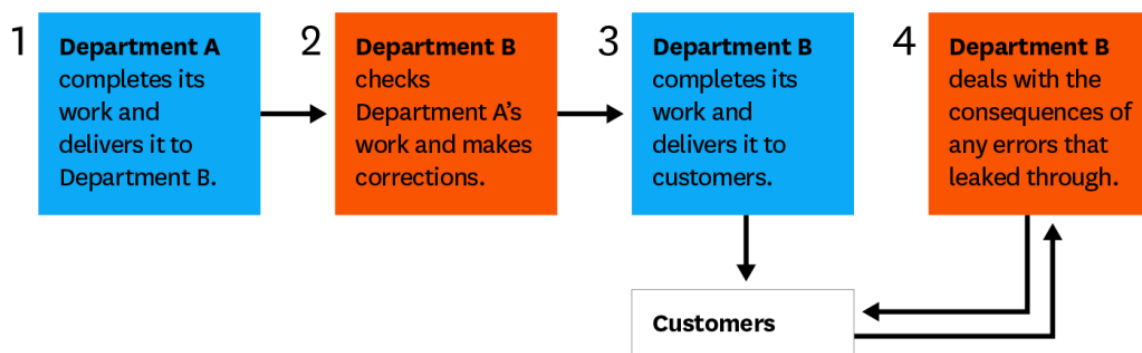
While the numbers are not really comparable, and there is considerable variation around each, one can only conclude that right now, improving data quality represents the far larger data opportunity. Leaders are well-advised to develop a deeper appreciation for the opportunities improving data quality present and take fuller advantage than they do today.

The reason bad data costs so much is that decision makers, managers, knowledge workers, data scientists, and others must accommodate it in their everyday work. And doing so is both time-consuming and expensive. The data they need has plenty of errors, and in the face of a critical deadline, many individuals simply make corrections themselves to complete the task at hand. They don't think to reach out to the data creator, explain their requirements, and help eliminate root causes.

Quite quickly, this business of checking the data and making corrections becomes just another fact of work life. Take a look at the figure below. Department B, in addition to doing its own work, must add steps to accommodate errors created by Department A. It corrects most errors, though some leak through to customers. Thus Department B must also deal with the consequences of those errors that leak through, which may include such issues as angry customers (and bosses!), packages sent to the wrong address, and requests for lower invoices.

The Hidden Data Factory

Visualizing the extra steps required to correct costly and time-consuming data errors.



I call the added steps the “hidden data factory.” Companies, government agencies, and other organizations are rife with hidden

data factories. Salespeople waste time dealing with erred prospect data; service delivery people waste time correcting flawed customer orders received from sales. Data scientists spend an inordinate amount of time cleaning data; IT expends enormous effort lining up systems that “don’t talk.” Senior executives hedge their plans because they don’t trust the numbers from finance.

Such hidden data factories are expensive. They form the basis for IBM’s \$3.1 trillion per year figure. But quite naturally, managers should be more interested in the costs to their own organizations than to the economy as a whole. So consider:

- 50% – the amount of time that knowledge workers waste in hidden data factories, hunting for data, finding and correcting errors, and searching for confirmatory sources for data they don’t trust.
- 60% – the estimated fraction of time that data scientists spend cleaning and organizing data, according to CrowdFlower.
- 75% – an estimate of the fraction of total cost associated with hidden data factories in simple operations, based on two simple tools, the so-called Friday Afternoon Measurement and the “rule-of ten.”

There is no mystery in reducing the costs of bad data – you have to shine a harsh light on those hidden data factories and reduce them as much as possible. The aforementioned Friday Afternoon Measurement and the rule of ten help shine that harsh light. So too does the realization that hidden data factories represent non-value-added work.

To see this, look once more at the process above. If Department A does its work well, then Department B would not need to handle the added steps of finding, correcting, and dealing with the consequences of errors, obviating the need for the hidden factory. No reasonably well-informed external customer would pay more for these steps. Thus, the hidden data factory creates no value. By taking steps to remove these inefficiencies, you can spend more time on the more valuable work they *will* pay for.

Note that very near term, you probably have to continue to do this work. It is simply irresponsible to use bad data or pass it onto a customer. At the same time, all good managers know that, they must minimize such work.

It is clear enough that the way to reduce the size of the hidden data factories is to quit making so many errors. In the two-step process above, this means that Department B must reach out to Department A, explain its requirements, cite some example errors, and share measurements. Department A, for its part, must acknowledge that it is the source of added cost to Department B and work diligently to find and eliminate the root causes of error. Those that follow this regimen almost always reduce the costs associated with hidden data factories by two thirds and often by 90% or more.

I don't want to make this sound simpler than it really is. It requires a new way of thinking. Sorting out your requirements as a customer can take some effort, it is not always clear where the data originate, and there is the occasional root cause that is tough to resolve. Still, the vast majority of data quality issues yield.

Importantly, the benefits of improving data quality go far beyond reduced costs. It is hard to imagine any sort of future in data when so much is so bad. Thus, improving data quality is a gift that keeps giving – it enables you to take out costs permanently and to more easily pursue other data strategies. For all but a few, there is no better opportunity in data.



Thomas C. Redman, Ph.D, “the Data Doc,” helps companies, including many of the Fortune 100, improve data quality. His most recent book *Getting In Front on Data: The Who Does What* (Technics Publications, 2016) has just been published.

This article is about DATA

 FOLLOW THIS TOPIC

Related Topics: INFORMATION & TECHNOLOGY | OPERATIONS

Comments

Leave a Comment


POST


6 COMMENTS

Angsuman Dutta a month ago

Love the article. I have spent 15 years helping Fortune 500 companies to solve their data quality issues and this article certainly raises key questions that every organizations need to address. Having said that this article suffers from its own data quality issues. Whatever approach was taken to arrive at \$3 trillion number is at best questionable if not ridiculous. US economy itself is \$17.8 trillion.

REPLY



Bad Data Costs the U.S. \$3 Trillion Per Year  [JOIN THE CONVERSATION](#)

POSTING GUIDELINES

We hope the conversations that take place on HBR.org will be energetic, constructive, and thought-provoking. To comment, readers must sign in or register. And to ensure the quality of the discussion, our moderating team will review all comments and may edit them for clarity, length, and relevance. Comments that are overly promotional, mean-spirited, or off-topic may be deleted per the moderators' judgment. All postings become the property of Harvard Business Publishing.